



Latte Dosage Trial

Caffeine for the prevention of intermittent hypoxaemia in late preterm babies

Elizabeth Oliphant

For the Latte Dosage Study Group

(Elizabeth Oliphant, Chris McKinlay, David McNamara, Jane Alsweiler)

NWH Report Day 2022

Background

“On a global level, given their relatively larger numbers, babies born at 34 to 36 weeks are likely to have the greatest public health impact and to be of the most importance in the planning of services”

- World Health Organisation

In: *Born Too Soon: The Global Action Report on Preterm Birth*
[2012]



Image: vermont.momcollective.com/2013/11/13/34-weeks-premature/

Background

Intellectual disability

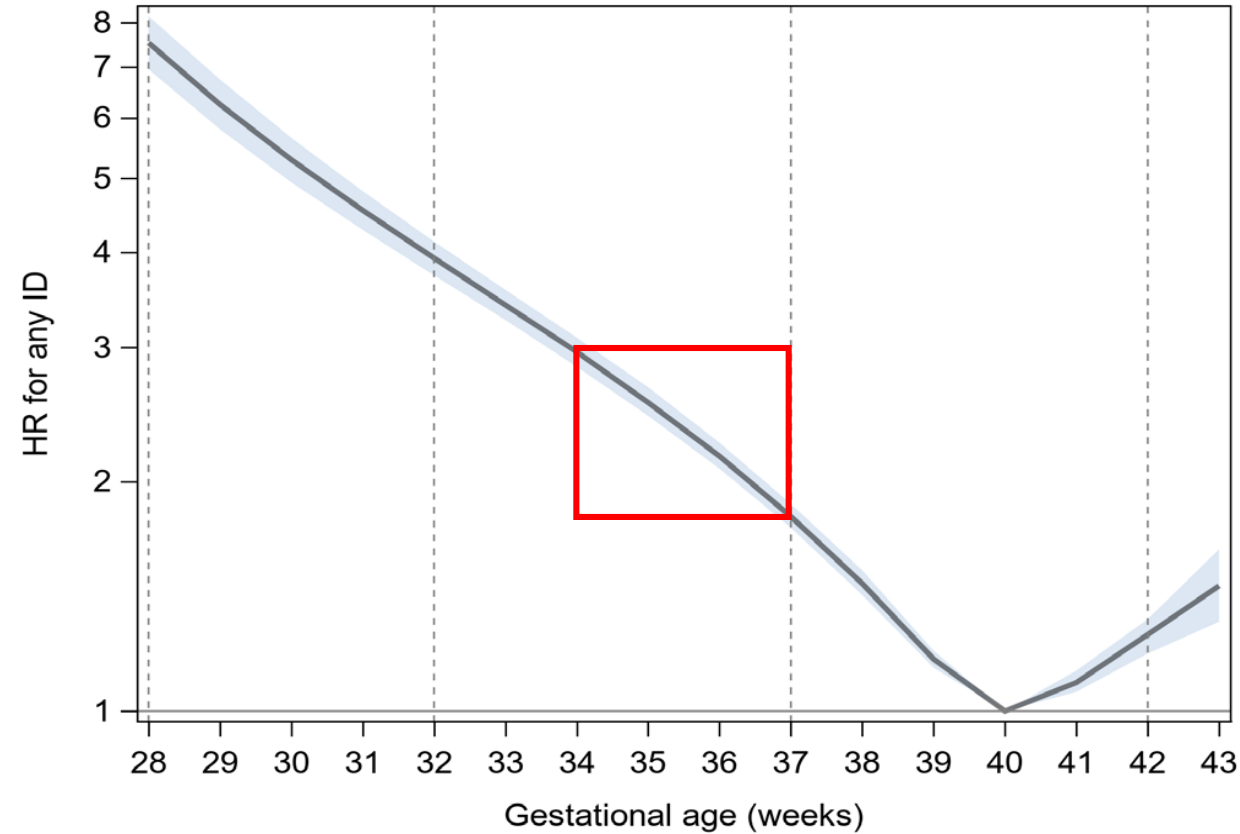
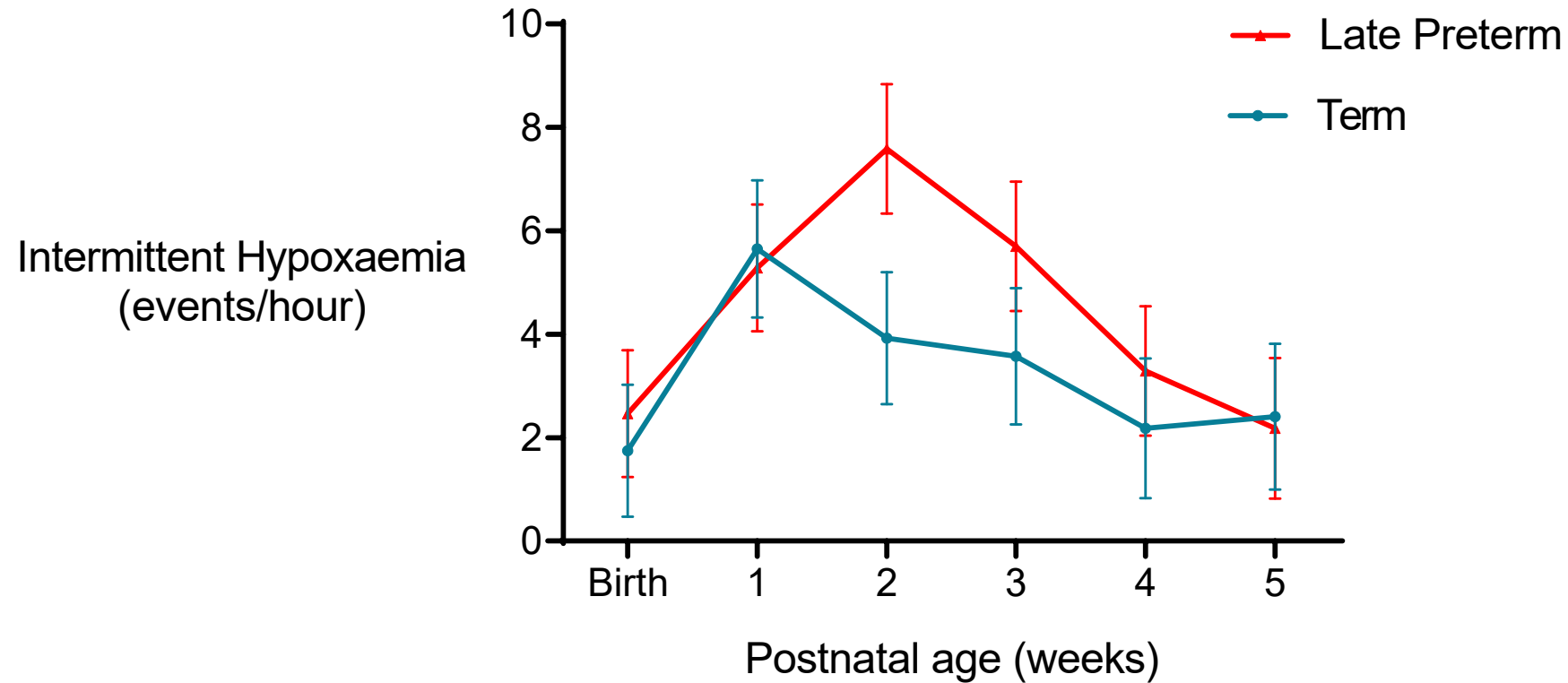


Figure: Hazard Ratio (HR) for intellectual disability (ID) according to gestational age

Background

LaP study



Background

Caffeine for Apnoea of Prematurity trial

Outcome	Caffeine group n/N (%)	Placebo group n/N (%)	Odds Ratio	95% CI	P-value
Composite death / neurodevelopmental disability at 18-21 months N= 1869 (Schmidt et al., 2007)	377/937 (40.2)	431/932 (46.2)	0.77	0.64-0.93	0.008
Composite death / neurodevelopmental disability at 5 years N=1640 (Schmidt et al., 2012)	176/833 (21.1)	200/807 (24.8)	0.82	0.65-1.03	0.09
Composite functional impairment at 11 years N= 920 (Schmidt et al., 2017)	145/457 (31.7)	174/463 (37.6)	0.78	0.59-1.02	0.07
<i>Poor academic performance</i>	66/458 (14.4)	61/462 (13.2)	11.1	0.77-1.61	0.58
<i>Motor impairment</i>	90/457 (19.7)	130/473 (27.5)	0.66	0.48-0.9	0.009
<i>Behaviour problems</i>	52/476 (10.9)	40/481 (8.3)	1.32	0.85-2.07	0.22

Schmidt et al, NEJM 2007; 357: 1893-1902; Schmidt et al, JAMA 2012; 307: 275; Schmidt et al, JAMA Pediatrics 2017; 564: 171

Background

Caffeine for Apnoea of Prematurity trial

Outcome	Caffeine group n/N (%)	Placebo group n/N (%)	Odds Ratio	95% CI	P-value
Composite death / neurodevelopmental disability at 18-21 months N= 1869 (Schmidt et al., 2007)	377/937 (40.2)	431/932 (46.2)	0.77	0.64-0.93	0.008
Composite death / neurodevelopmental disability at 5 years N=1640 (Schmidt et al., 2012)	176/833 (21.1)	200/807 (24.8)	0.82	0.65-1.03	0.09
Composite functional impairment at 11 years N= 920 (Schmidt et al., 2017)	145/457 (31.7)	174/463 (37.6)	0.78	0.59-1.02	0.07
<i>Poor academic performance</i>	<i>66/458 (14.4)</i>	<i>61/462 (13.2)</i>	<i>11.1</i>	<i>0.77-1.61</i>	<i>0.58</i>
<i>Motor impairment</i>	<i>90/457 (19.7)</i>	<i>130/473 (27.5)</i>	<i>0.66</i>	<i>0.48-0.9</i>	<i>0.009</i>
<i>Behaviour problems</i>	<i>52/476 (10.9)</i>	<i>40/481 (8.3)</i>	<i>1.32</i>	<i>0.85-2.07</i>	<i>0.22</i>

Schmidt et al, NEJM 2007; 357: 1893-1902; Schmidt et al, JAMA 2012; 307: 275; Schmidt et al, JAMA Pediatrics 2017; 564: 171

Background

Caffeine for Apnoea of Prematurity trial

Outcome	Caffeine group n/N (%)	Placebo group n/N (%)	Odds Ratio	95% CI	P-value
Composite death / neurodevelopmental disability at 18-21 months N= 1869 (Schmidt et al., 2007)	377/937 (40.2)	431/932 (46.2)	0.77	0.64-0.93	0.008
Composite death / neurodevelopmental disability at 5 years N=1640 (Schmidt et al., 2012)	176/833 (21.1)	200/807 (24.8)	0.82	0.65-1.03	0.09
Composite functional impairment at 11 years N= 920 (Schmidt et al., 2017)	145/457 (31.7)	174/463 (37.6)	0.78	0.59-1.02	0.07
<i>Poor academic performance</i>	<i>66/458 (14.4)</i>	<i>61/462 (13.2)</i>	<i>11.1</i>	<i>0.77-1.61</i>	<i>0.58</i>
<i>Motor impairment</i>	<i>90/457 (19.7)</i>	<i>130/473 (27.5)</i>	<i>0.66</i>	<i>0.48-0.9</i>	<i>0.009</i>
<i>Behaviour problems</i>	<i>52/476 (10.9)</i>	<i>40/481 (8.3)</i>	<i>1.32</i>	<i>0.85-2.07</i>	<i>0.22</i>

Schmidt et al, NEJM 2007; 357: 1893-1902; Schmidt et al, JAMA 2012; 307: 275; Schmidt et al, JAMA Pediatrics 2017; 564: 171

Background

Caffeine for Apnoea of Prematurity trial

Outcome	Caffeine group n/N (%)	Placebo group n/N (%)	Odds Ratio	95% CI	P-value
Composite death / neurodevelopmental disability at 18-21 months N= 1869 (Schmidt et al., 2007)	377/937 (40.2)	431/932 (46.2)	0.77	0.64-0.93	0.008
Composite death / neurodevelopmental disability at 5 years N=1640 (Schmidt et al., 2012)	176/833 (21.1)	200/807 (24.8)	0.82	0.65-1.03	0.09
Composite functional impairment at 11 years N= 920 (Schmidt et al., 2017)	145/457 (31.7)	174/463 (37.6)	0.78	0.59-1.02	0.07
<i>Poor academic performance</i>	<i>66/458 (14.4)</i>	<i>61/462 (13.2)</i>	<i>11.1</i>	<i>0.77-1.61</i>	<i>0.58</i>
<i>Motor impairment</i>	<i>90/457 (19.7)</i>	<i>130/473 (27.5)</i>	<i>0.66</i>	<i>0.48-0.9</i>	<i>0.009</i>
<i>Behaviour problems</i>	<i>52/476 (10.9)</i>	<i>40/481 (8.3)</i>	<i>1.32</i>	<i>0.85-2.07</i>	<i>0.22</i>

Schmidt et al, NEJM 2007; 357: 1893-1902; Schmidt et al, JAMA 2012; 307: 275; Schmidt et al, JAMA Pediatrics 2017; 564: 171

Latte Dosage Trial

Aim

To determine the most effective dose of caffeine citrate to reduce intermittent hypoxaemia in late preterm babies.

Study design

Multi-centre, double blind, dosage, randomised controlled trial

Setting

NICUs and postnatal wards at 2 Auckland hospitals



Latte Dosage Trial

Population

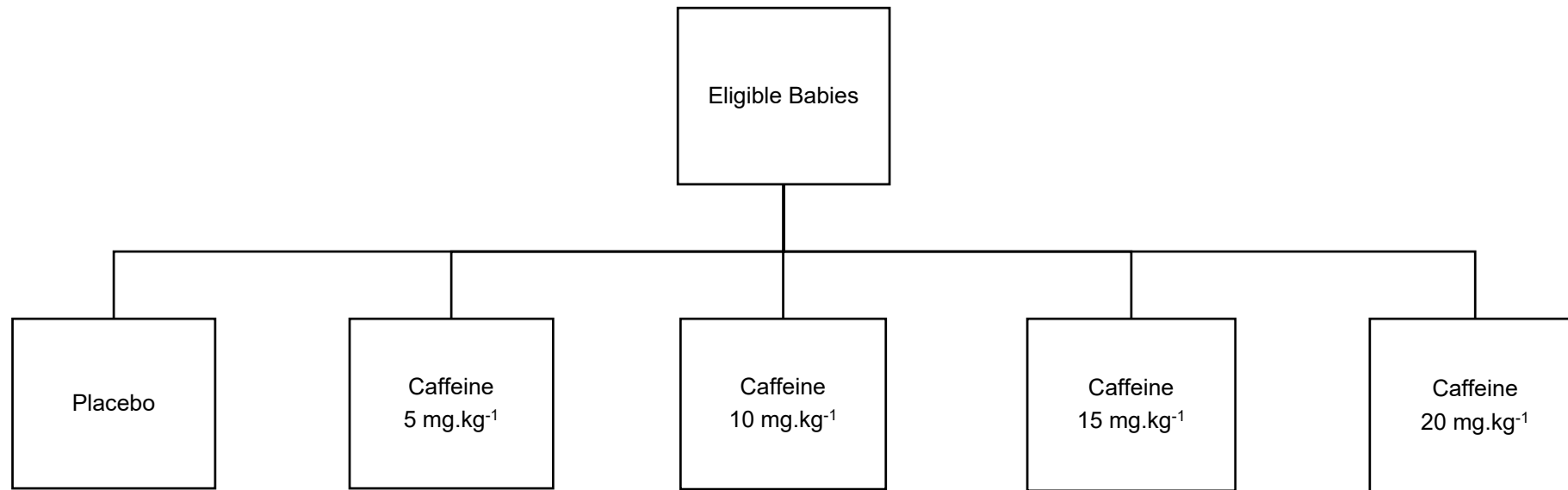
Infants born between 34⁺⁰ – 36⁺⁶ weeks' GA

Exclusion criteria

- Major congenital abnormality
- Minor congenital abnormality likely to affect respiration, growth or development
- Previous caffeine treatment
- Renal or hepatic impairment
- Tachyarrhythmia
- Seizures

Latte Dosage Trial

Randomisation



- Randomised, stratified by site and gestational age (GA) (34/35/36 weeks)
- <72 hours after birth to 40 weeks GA
- Multiples randomised to same group
- Loading dose 2 mL.kg⁻¹, then daily dose of 1 mL.kg⁻¹

Latte Dosage Trial

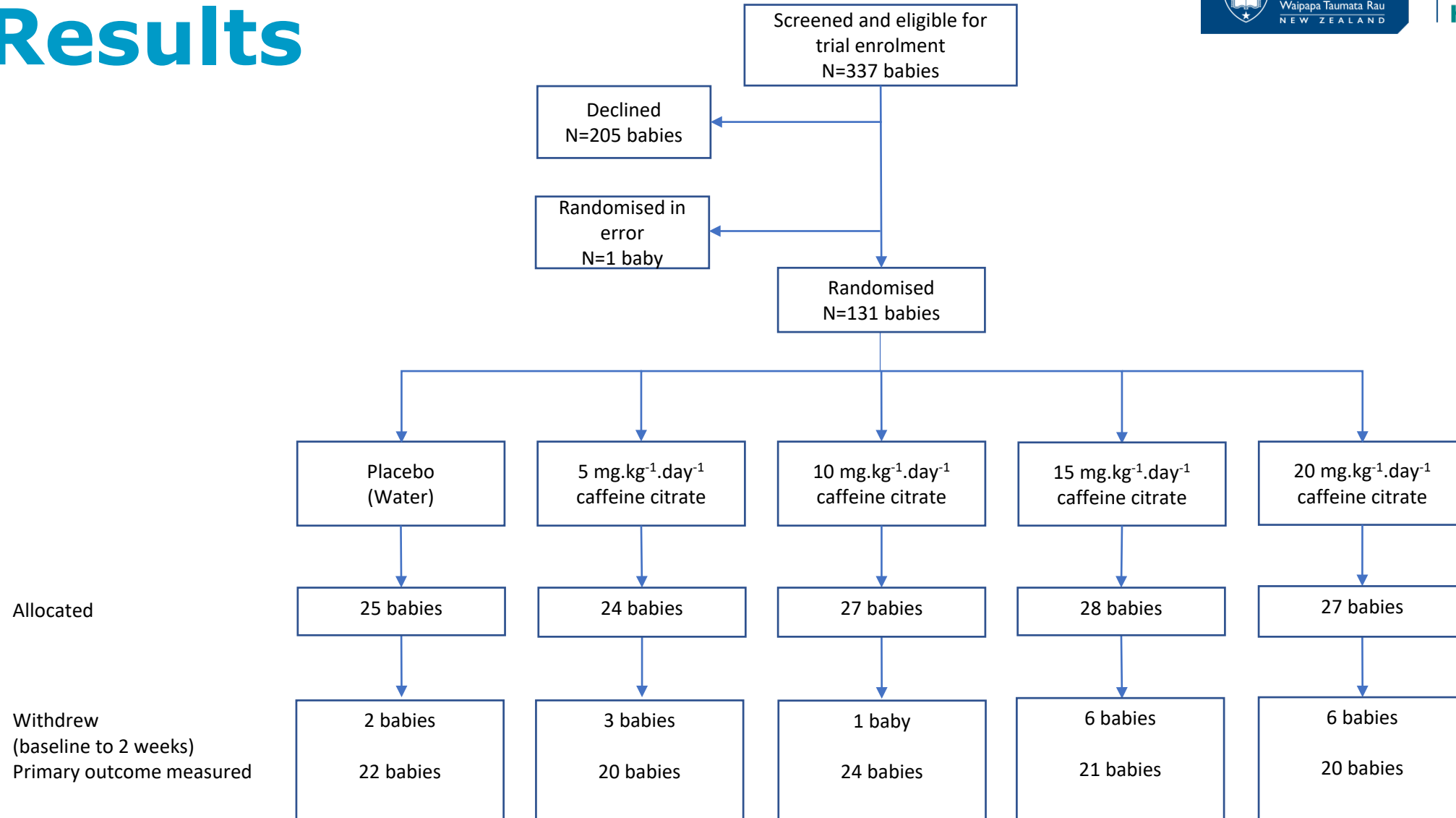
Outcome

- **Primary outcome:** Intermittent hypoxaemia ($SpO_2 \geq 10\%$ below baseline for <2 minutes) at 2 weeks after randomisation
- **Secondary outcomes:**
 - Intermittent hypoxaemia at term equivalent age
 - Growth
 - Tachycardia
 - Feed intolerance
 - Sleeping
 - Maternal Depression
 - Salivary caffeine concentration in mothers and babies

Sample size

To detect a 50% reduction of 3.5 episodes per hour, and allowing a 10% drop out rate and 90% power we require 23 babies in each arm x 5 arms = 120 babies, with two-sided alpha of 0.05.

Results



Results:

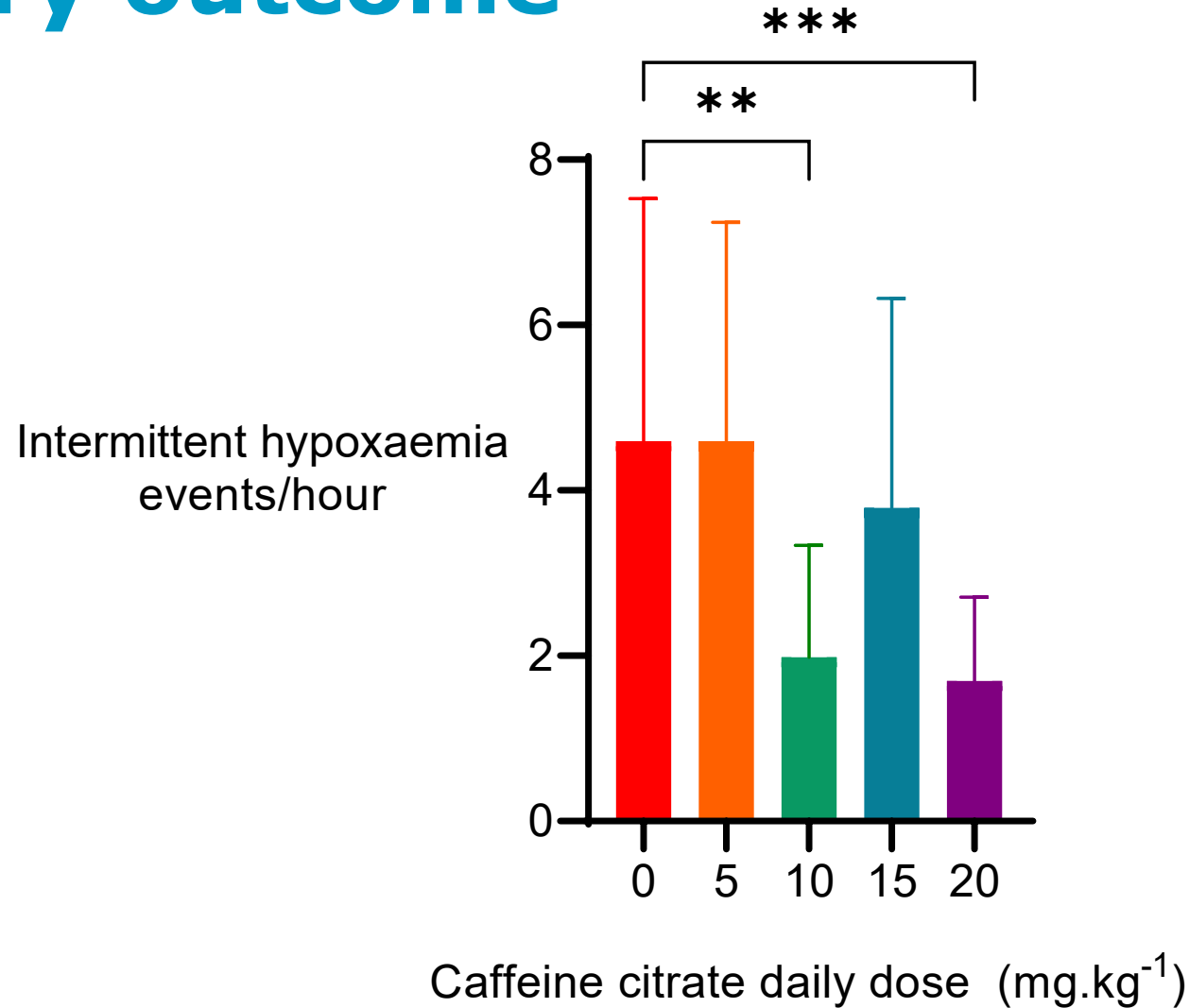
Baseline maternal characteristics

	Placebo	Caffeine citrate 5 mg.kg ⁻¹ .day ⁻¹	Caffeine citrate 10 mg.kg ⁻¹ .day ⁻¹	Caffeine citrate 15 mg.kg ⁻¹ .day ⁻¹	Caffeine citrate 20 mg.kg ⁻¹ .day ⁻¹	All caffeine groups
Number of mothers (% of total)	24 (20)	23 (19)	24 (20)	25 (21)	25 (21)	97 (80)
Age (years; mean (SD))	31 (6)	32 (5)	31 (6)	32 (6)	31 (6)	31 (6)
Primiparaous	9 (38)	11 (48)	16 (67)	15 (60)	13 (52)	55 (57)
BMI (kg/m²); median (IQR)	26.1 (23.5, 30.7)	27.9 (24.2, 31.5)	26.3 (23.3, 30.6)	24.9 (21.9, 28.4)	28.6 (23.4, 32.5)	26.5 (23.2, 30.1)
Multiple pregnancy	0 (0)	1 (4)	3 (13)	2 (8)	2 (8)	8 (8)
Antenatal corticosteroids	5 (21)	4 (17)	8 (33)	8 (32)	4 (16)	24 (25)
Caesarean delivery	8 (33)	10 (42)	15 (56)	12 (44)	10 (37)	47 (45)

Results: Baseline infant characteristics

	Placebo	Caffeine citrate 5 mg.kg ⁻¹ .day ⁻¹	Caffeine citrate 10 mg.kg ⁻¹ .day ⁻¹	Caffeine citrate 15 mg.kg ⁻¹ .day ⁻¹	Caffeine citrate 20 mg ⁻¹ .kg ⁻¹ .day	All caffeine groups
Number of babies (% of total)	24 (19)	24 (19)	27 (21)	27 (21)	27 (21)	105 (82)
Gestational Age						
34 weeks	6 (25)	5 (21)	6 (22)	5 (19)	6 (21)	22 (21)
35 weeks	7 (29)	8 (33)	9 (33)	10 (37)	9 (32)	36 (34)
36 weeks	11 (46)	11 (46)	12 (44)	12 (44)	12 (46)	47 (45)
Sex (male)	14 (58)	17 (71)	12 (44)	18 (67)	16 (60)	63 (60)
Singleton	24 (100)	22 (92)	21 (78)	23 (85)	23 (85)	89 (85)
Birth Weight (Z-score)	-0.0 (1)	0.2 (1)	-0.1 (1)	0.1 (1)	-0.5 (1)	-0.1 (1)
Admitted to NICU	12 (50)	12 (50)	13 (48)	13 (48)	17 (63)	55 (52)
Ethnicity (Prioritised)						
Māori	2 (8)	6 (25)	1 (4)	2 (7)	7 (25)	16 (15)
Pacific Islander	7 (29)	5 (21)	2 (7)	5 (19)	5 (18)	17 (16)
Asian	7 (29)	5 (21)	13 (48)	11 (41)	7 (26)	36 (34)
Other	1 (4)	1 (4)	1 (4)	1 (4)	1 (4)	4 (4)
NZ European	7 (29)	7 (29)	10 (37)	8 (30)	7 (25)	32 (30)

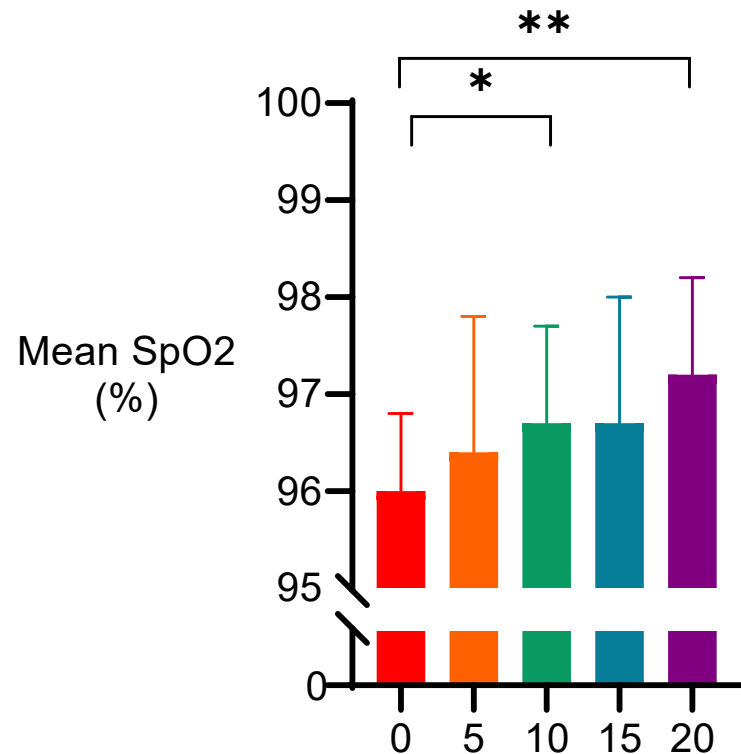
Results: Primary outcome



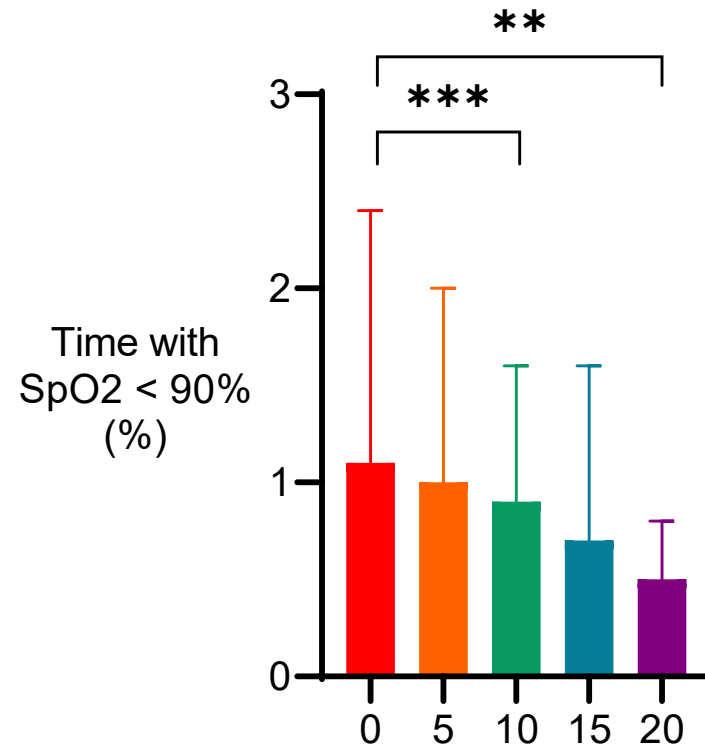
** p < 0.01
*** p < 0.005



Results: Respiratory Outcomes



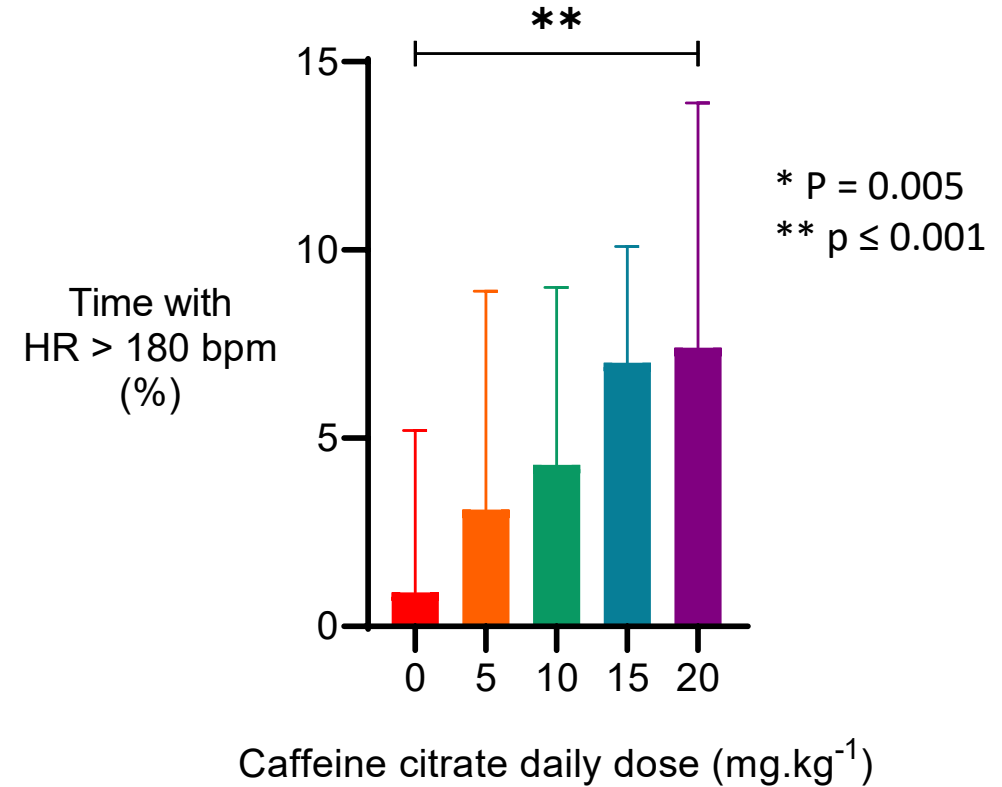
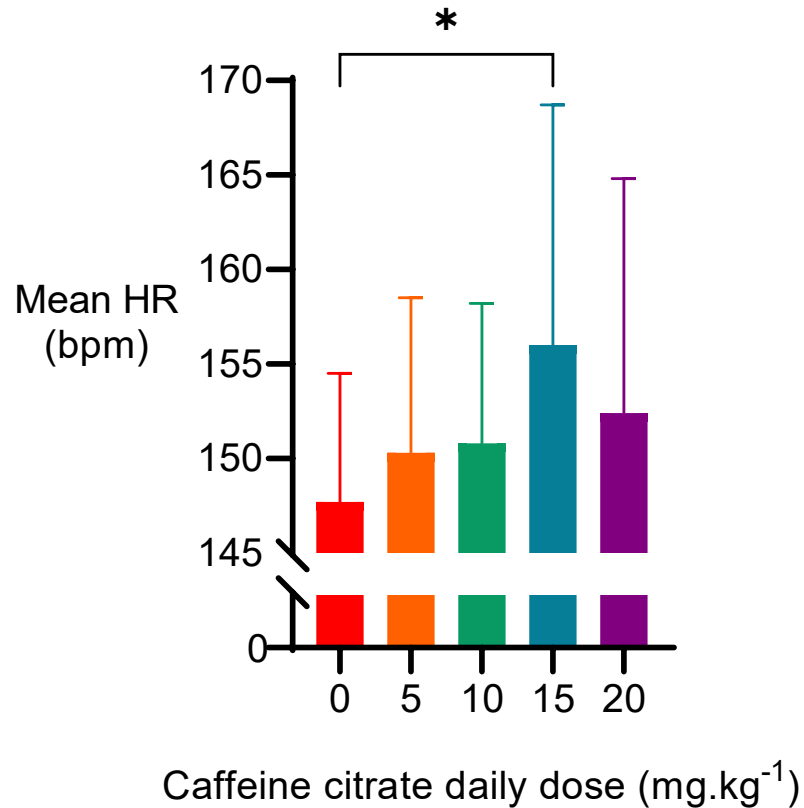
Caffeine citrate daily dose (mg.kg⁻¹)



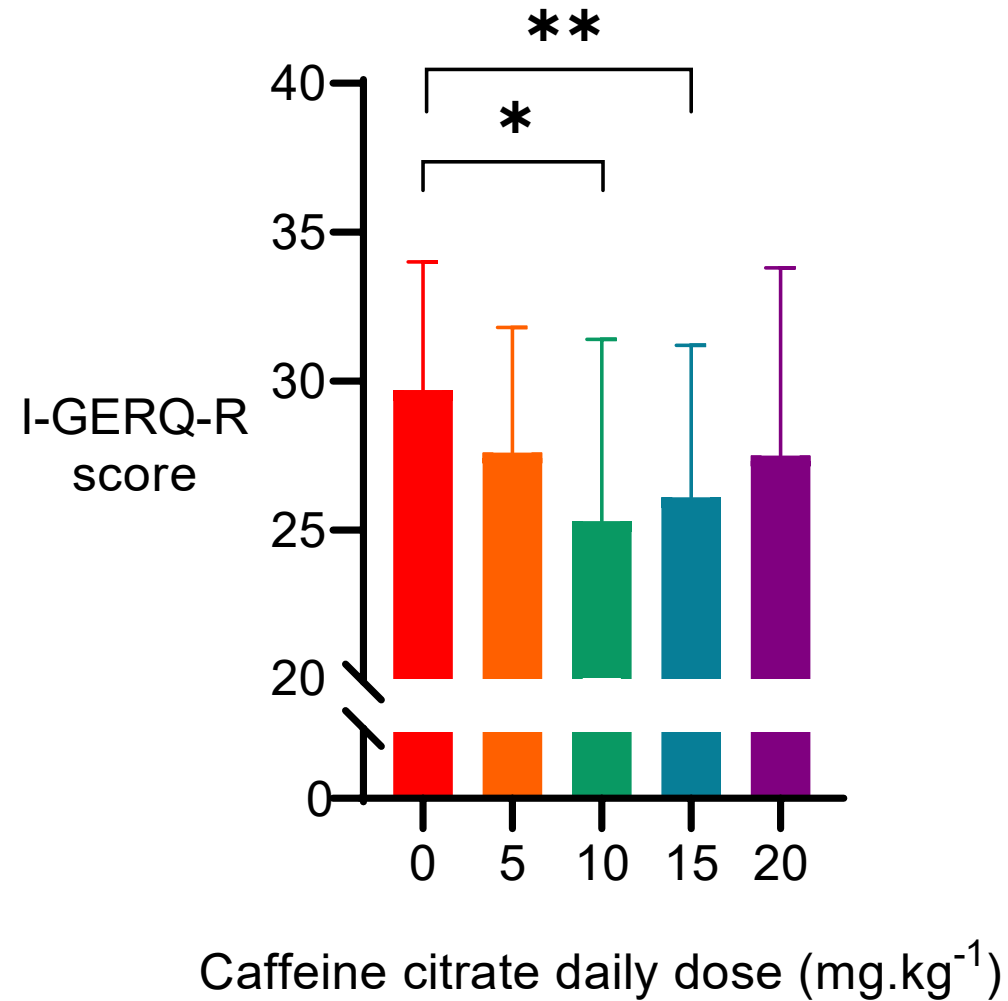
Caffeine citrate daily dose (mg.kg⁻¹)

* p < 0.05
** p < 0.005
*** p < 0.001

Results: Heart rate



Results: GI Symptoms



* p = 0.019

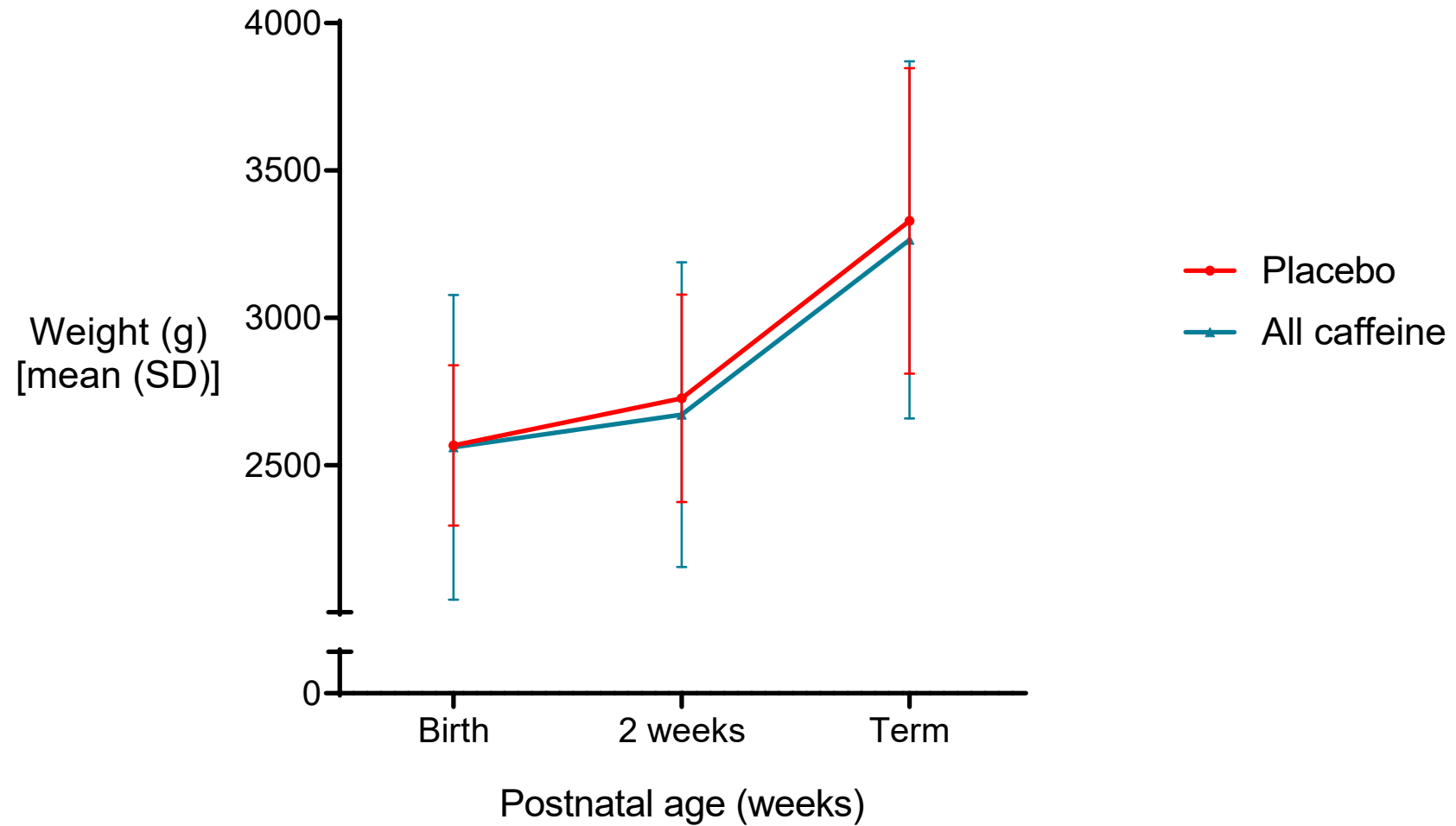
** p = 0.045

Note:

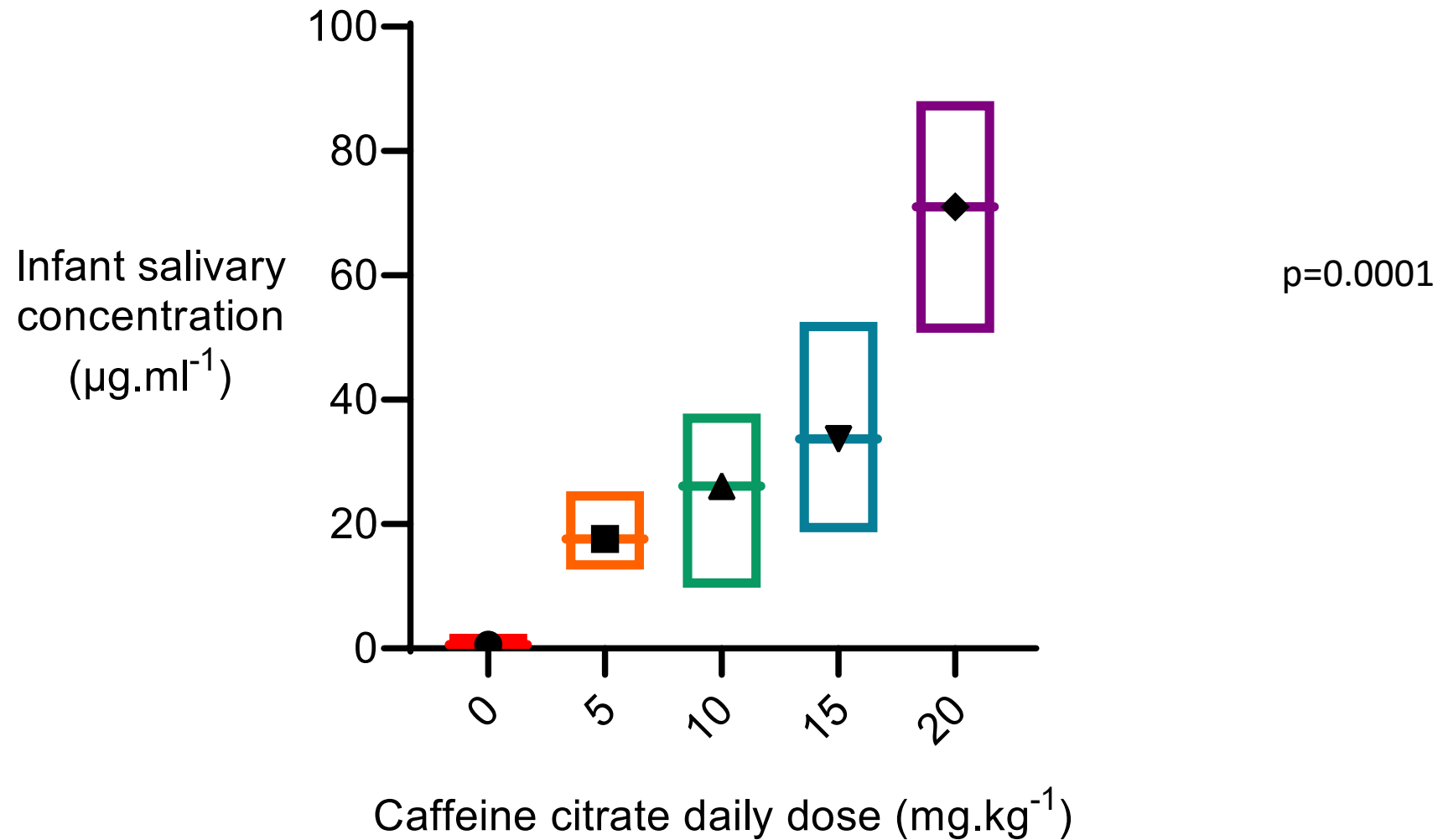
Lower score indicates less reflux symptoms
Minimally important difference = 3 points



Results: Growth



Salivary caffeine



Conclusions

20 mg.kg⁻¹.day⁻¹ is the most effective dose at reducing intermittent hypoxaemia in late preterm babies; 10 mg.kg⁻¹.day⁻¹ was also effective.

Further research is needed to determine if this dose of caffeine in late preterm babies will improve neurodevelopmental outcomes

Acknowledgements

Babies and their whānau who participated in the study

Alana Cavadino

Logan Williams

Sarah Philipsen

Sabine Huth

Florella Keen

Lisa Mravicich



Withdrawal reasons

	Placebo	Caffeine citrate 5 mg.kg ⁻¹ .day ⁻¹	Caffeine citrate 10 mg.kg ⁻¹ .day ⁻¹	Caffeine citrate 15 mg.kg ⁻¹ .day ⁻¹	Caffeine citrate 20 mg.kg ⁻¹ .day ⁻¹	All caffeine groups
Total in group; N	24	24	27	27	27	105
Number withdrew (%)	4 (13%)	5 (21%)	6 (22%)	8 (30%)	7 (26%)	26 (25%)
Withdrawal reason; N						
Administration difficulties	0	0	2	3	2	7
Parents changed mind	4	1	1	3	3	8
Side effects or drug not tolerated	0	3	3	1	1	8
Other [^]	0	1	0	1	1	3

[^]Including: investigators discretion (n=1), moved outside study follow-up area (n=1), inability to follow up due to the COVID lockdowns (n=1)